


CLAUDE

Activity Pack





**Meet
Claude -
no ordinary
dog!**

CLAUDE


Alex T. Smith

In the Country


Colour in this funny picture of Claude and his new friend from the country!




9780340998991



9780340999011



9780340999035




9781444909289



9781444909296



9781444909302



9781444926477


CLAUDE

Alex T. Smith

At the Circus

Sir Bobblysock has unravelled himself!

Can you follow his woolly trail and see which thread is connected to Claude?



530669030846

Copyright © Alex T. Smith 2012

www.alexsmith.com

h
Hodder
Children's
Books





CLAUDE

Alex T. Smith


In the Spotlight

When Mr and Mrs Shinyshoes go out to work, Claude decides to have an adventure with his friend Sir Bobblysock. Together they go to lots of places: the museum, the theatre, a café ...


Draw a picture of your favourite place to go.




9780340998991




9780340999011




9780340999035




9781444909289



9781444909296



9781444909302



9781444926477





CLAUDE



Lights! Camera! Action!

Alex T. Smith


Create your own movie poster.

1. Decide what your movie is going to be about: is it a monster movie, a mermaid movie, an alien movie, or something else?
2. Give your movie a name and write it at the top of the poster.
3. Draw what is going to happen in your movie – don't forget to add Claude!
4. Add lots of colour to make your poster look exciting and stand out.
5. Draw pictures of your movie stars in the circles at the bottom of the poster.
6. Hang up your movie poster so everyone can admire it.





Starring



© Alex T. Smith 2015





CLAUDE

Alex T. Smith

On the Slopes

These 10 words or names are all connected with *Claude on the Slopes*. How many of them can you find? Words can run from side to side, up and down, or diagonally. Good luck!


SNOW
CABIN

MOUNTAIN
EAR MUFFS
SNOWBALL


SLED
SNOWMAN
SHOVEL

SKIS
RESCUE


G	E	S	H	O	V	E	L	L	D	S	T
D	S	C	A	E	A	R	M	U	F	F	S
O	N	N	P	F	C	E	L	I	G	M	A
B	O	I	O	G	A	R	S	H	F	S	E
T	W	E	L	W	N	O	T	L	H	K	M
R	U	S	C	U	M	R	L	A	E	C	O
E	C	A	U	Q	O	A	S	B	F	D	U
S	K	I	S	P	B	D	N	E	O	D	N
C	I	F	E	W	T	E	G	C	M	I	T
U	C	O	O	U	G	O	L	F	B	O	A
E	E	N	O	B	V	L	N	A	E	J	I
S	S	C	I	E	C	N	C	D	L	B	N




9780340998991



9780340999011



9780340999035




9781444909289



9781444909296



9781444909302



9781444926477





CLAUDE

Alex T. Smith

on Holiday

Claude and Sir Bobblysock have lots of fun when they decide to go on holiday.

Fill in this postcard pretending that you are on holiday.
You can write about places you've seen, people you've met
and even something that you've eaten.




Claude and Sir Bobblysock


112 Waggy Avenue

The City


DOC 5YS




9780340998991




9780340999011



9780340999035




9781444909289



9781444909296



9781444909302



9781444926477


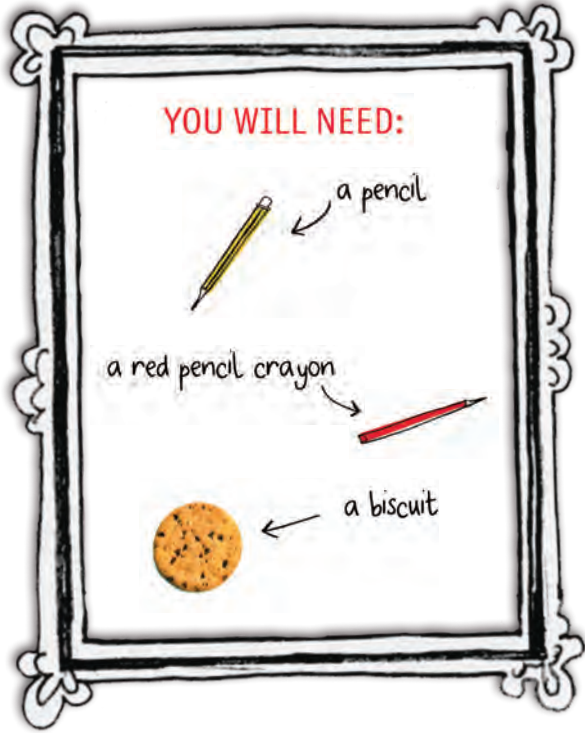
www.alexsmith.com



h
Hodder
Children's
Books

HOW TO DRAW... CLAUDE.

Alex T. Smith

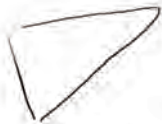


STEP 1:

Eat the biscuit



STEP 2:



STEP 3:

(It's ok to scribble here)



STEP 4:



STEP 5:



STEP 6:

Use your nice RED pencil crayon



STEP 7:



STEP 8:



STEP 9:

Do some jolly colouring in!



STEP 10:

Don't forget his eyebrows!



TOP TIP
Claude's tail looks like he has
half a banana stuck to his bottom!



NOW HAVE ONE OF SIR BOBBLYSOCK'S LONG LIE DOWNS

www.alexsmith.com